





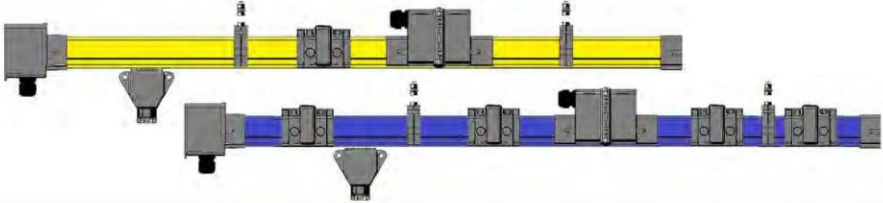










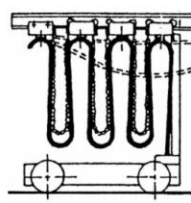
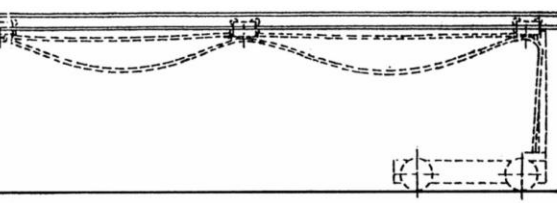
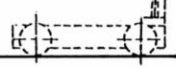

## Product Overview



<b>Line</b>	<b>P02</b>	<b>P03</b>	<b>HP03</b>
<b>Product type</b>	pendant station	pendant station	pendant station
<b>Picture</b>			
<b>Page</b>	12	12	12-25 (safety NC contact)
<b>Characteristics</b>	shock proof - heat resistant two direction interlocked IP65 double insulation indelible laser engraved symbols	shock proof - heat resistant two direction interlocked IP65 double insulation indelible laser engraved symbols	shock proof - heat resistant two direction interlocked IP65 double insulation indelible laser engraved symbols ergonomic design
<b>Line</b>	<b>FGR1</b>	<b>FGR2</b>	<b>FGR3</b>
<b>Product type</b>	rotary gear limit switch	rotary gear limit switch	rotary gear limit switch
<b>Picture</b>			
<b>Page</b>	28	30	32
<b>Characteristics</b>	self extinguishing housing/cover ratio 012-033-050-075-100-150-200-400 IP65 flanged fixing /rear shaft version potentiometer available	aluminium housing/self ext. cover ratio 012-033-050-100-200 IP65 flanged fixing /rear shaft version	self extinguishing housing/cover ratio from 1:8 to 1:460 IP66 rear shaft version available encoder or potentiometer available
<b>Line</b>	<b>TR60</b>	<b>TR85</b>	
<b>Product type</b>	busbar energy transmission	busbar energy transmission	
<b>Picture</b>			
<b>Page</b>	52	54	
<b>Characteristics</b>	height 60 mm – 40, 60 A pre-mounted conductors (blue line) conductors to be pulled (yellow line) easy and fast installation complies with the relevant international standards	height 85 mm – 40, 70, 100, 140, 200 A pre-mounted conductors (blue line) conductors to pulled (yellow line) easy and fast installation complies with the relevant international standards	



## Product Overview

<b>DC30</b>	<b>PL</b>	<b>PLB</b>	<b>TLP</b>
pendant station	pendant station	pendant station	fixed/pendant station
			
12	14	15	16
shock proof - heat resistant two direction interlocked IP65 double insulation indelible laser engraved symbols high power contact block 25 A	shock proof - heat resistant two direction interlocked IP65 double insulation indelible laser engraved symbols from 5 to 12 holes	shock proof - heat resistant two direction interlocked IP65 double insulation indelible laser engraved symbols from 4 to 14 holes	shock proof - heat resistant two direction interlocked IP65 double insulation indelible laser engraved symbols compact and modern design
<b>FCR</b>	<b>FFH</b>	<b>FCP</b>	<b>SCUDO</b>
position limit switch	position limit switch	position limit switch	slip ring
			
38	40	41	42
self extinguishing housing/cover lthe 16 A cam switch IP65 for single or double speed motor fully adjustable aluminium rods	self extinguishing housing/cover lthe 20 A cam switch IP65 double insulation rubber covering wheel fully adjustable metallic rod	self extinguishing housing/cover lthe 40 A cam switch IP65 reinforced mechanical stop	close PVC frame IP51 modularity from 3 up to 15 rings 80mm diameter rings rated operating current 20 A rated insulation voltage Ui 690 V
<b>Line 30/41</b>	<b>Wire-Rope</b>	<b>I-Beam</b>	<b>G75/100</b>
festoon energy transmission	festoon energy transmission	festoon energy transmission	warning horn
			
68	76	77	43
metallic "C" rail bar Line30: load capacity 100 kg/m Line 41 : load capacity 140 kg/m steel or plastic trolley ball bearing trolley	trolley load capacity 8 kg with one or two roller/s	light series trolley load capacity: 50 kg – IPE-IPN 80, 100 beam heavy series trolley load capacity: 200 kg – IPE-IPN 80, 100, 120 beam	G75: 50 Hz / G100: 300 to 350 Hz G75: 88dB / G100: 93.5 dB G75 IP30 / G100 IP65* *double insulation